












Meriden CE Primary School

Art Curriculum choices from the Access Art Scheme.

Year	Autumn	Spring	Summer	<p><u>The drawing journey</u>; simple drawing exercises to be done in throughout the half terms when we are focusing on DT.</p>  <p>Even 2 x 10 minutes a week will help ensure the continuation of sketchbook and drawing skill development.</p>
	<u>Drawing & sketchbooks</u>	<u>Surface and Colour</u>	<u>Surface & Colour</u> <u>Working in Three Dimensions</u>	
Year 1	 <p><u>Spirals</u></p> <p>Using drawing, collage and mark-making to explore spirals. Introducing sketchbooks.</p>	 <p><u>Simple Printmaking</u></p> <p>Explore simple ways to make a print. Use line, shape, colour and texture to explore pattern, sequencing and symmetry.</p>	 <p><u>Making Birds</u></p> <p>Sculptural project beginning with making drawings from observation, exploring media, and transforming the drawings from 2D to 3D to make a bird.</p>	
Year 2	 <p><u>Explore & Draw</u></p> <p>Introducing the idea that artists can be collectors & explorers as they develop drawing and composition skills.</p>	 <p><u>Expressive Painting</u></p> <p>Explore how painters sometimes use paint in an expressive and gestural way. Explore colour mixing and experimental mark-making to create abstract still life's.</p>	 <p><u>Stick Transformation Project</u></p> <p>Explore how you can transform a familiar object into new and fun forms.</p>	
Year 3	 <p><u>Gestural Drawing with Charcoal</u></p>	 <p><u>Cloth, Thread, Paint</u></p>	 <p><u>Telling Stories Through Drawing & Making</u></p>	

	<p>Making loose, gestural drawings with charcoal, and exploring drama and performance</p>	<p>Explore how artists combine media to create work in response to landscape. Use acrylic and thread to make a painted and stitched piece.</p>	<p>Explore how artists are inspired by other art forms – in this case how we make sculpture inspired by literature and film.</p>	
<p>Year 4</p>	 <p><u>Storytelling Through Drawing</u></p> <p>Explore how artists create sequenced drawings to share and tell stories. Create accordion books or comic strips to retell poetry or prose through drawing.</p>	 <p><u>Exploring Pattern</u></p> <p>Exploring how we can use colour, line and shape to create patterns, including repeating patterns.</p>	 <p><u>Sculpture, Structure, Inventiveness & Determination</u></p> <p>What can artists learn from nature?</p>	
<p>Year 5</p>	 <p><u>Typography & Maps</u></p> <p>Exploring how we can create typography through drawing and design, and use our skills to create personal and highly visual maps.</p>	 <p><u>Mixed Media Land & City Scapes</u></p> <p>Explore how artists use a variety of media to capture spirit of the place</p>	 <p><u>Architecture: Dream Big or Small?</u></p> <p>Explore the responsibilities architects have to design us a better world. Make your own architectural model.</p>	
<p>Year 6</p>	 <p><u>2D Drawing to 3D Making</u></p> <p>Explore how 2D drawings can be transformed to 3D objects. Work towards a sculptural outcome or a graphic design outcome.</p>	 <p><u>Activism</u></p> <p>Explore how artists use their skills to speak on behalf of communities. Make art about things you care about.</p>	 <p><u>Shadow Puppets</u></p> <p>Explore how traditional and contemporary artists use cutouts and shadow puppets.</p>	