






Meriden CE Primary School Nursery Overview 2022-2023

Nursery FS1	Autumn		Spring		Summer	
Theme	Me and my family	Seasons and Celebrations	Teddy Bear Tales	Our World	Healthy Us	Holidays
Communication and Language	Listening and attention skills focus Understanding and following two part instructions. Using talk to organise themselves and their play. Vocabulary development. Develop nursery rhyme and song knowledge		Further vocabulary focus. 'Why' questions Using talk to organise themselves and their play. Build a repertoire of songs		Listens to longer stories and recalls most events. Sing many different songs. Explain their point of view and debate with others. Continue a conversation for many turns.	
Personal, Social and Emotional Dev(Jigsaw)	Being Me in my World Settling in, routines, accessing resources, hygiene. Celebrating Difference		Dreams and Goals	Healthy Me	Relationships	Changing Me Transition to Reception
Physical Development	Large muscle movements including balancing, riding bikes/scooters/trikes, ball skills, mark making and flag waving. Fine motor movements including shaping, pinching, kneading, rolling dough. Developing their pencil grip and making different marks and lines. Cutting skills. Toileting independently.		Remember sequences and patterns of movement linked to music and rhythm. Using tools appropriately for tasks. Collaborating with others to move large items. Using scissors to make snips in paper. Dressing increasingly independently. Competitive racing in sports week		Make up group and team activities. Develop a comfortable grip with good control when writing. Eat independently learning how to use a knife and fork. Make healthy choices about food, drink, activity and tooth brushing.	
Literacy	Mark making, labelling items using the sound of the week, name recognition and writing. Begin to understand that print has meaning Talk about stories read, learning new vocabulary. Letters and sounds Phase 1 aspects 1 to 3		Mark and line making Thank you notes List of items to take to the moon Labelling (all using sounds of the week) Letters and sounds Phase 1 aspects 4 and 5		Letter writing focus for accuracy Reading individual letters by saying the sounds for them. Name the different parts of a book. Letters and sounds Phase 1 aspects 6 and 7	
Mathematics	Comparing amounts		Fast recognition of up to 3 items without counting.		Solving real world maths problems.	

	Counting by rote and developing 1:1 to 5. Comparing sizes and weights Appreciating patterns and creating ABAB patterns. Experiment with symbols and marks for amounts Selecting shapes appropriately for tasks.	Linking numerals and amounts to 5. Developing positional vocabulary. Compare size, weight, length and capacity. Using timers in sports week	Talk about 2D and 3D shapes using mathematical language; sides, corners, straight, flat, round... Describe and discuss routes and locations. Describe a sequence of events using words like first, then, after that, next			
Understanding the World	Hands on exploration of natural materials Make sense of their own life story and family history Explore how things work Learn respect for the natural environment and living things.	Talk about what they see using a wide vocab. Explore different occupations Plant seeds and care for them. Learn about life cycles Talk about the differences between materials	Explore and talk about different forces they can feel – floating and sinking, stretchy elastic and hooks on the fence. Know that there are different countries in the world and talk about their differences – Handa’s surprise and En watermelon.			
Scientific study of:	Humans, Sound	Living things and their habitats, Materials Electricity, Light	Animals, Materials, Sound	Forces, Humans	Humans, Plants, Materials, Forces	Electricity, Light, Forces
Expressive Arts and Design	Exploring instruments, making repetitive sounds, giving comments about their own and others work. Drawing pictures on easel or at a table, encourage expressions on faces once closed shapes formed. Colour mixing, home corner, small world and Junk modelling areas. Crafting table from Spr term onwards.					
Artists studied	Kandinsky’s Circles –shape and space  Frank Bowling poured paintings	Jackson Pollock splatter paintings - painting  Diva lamps - clay	Explore lines to create texture in a picture of your favourite bear. Using this video to demonstrate different lines Thoughtful Mark Making	Megan Coyle collage	Van Gough bowl of fruit - drawing	Paul Klee Der Goldfish - painting  John Burningham Cross Hatching - drawing

			<p>accessart.org.uk</p>  	 	 	
<p>School/Community Involvement</p>	<p>Create Cauliflower Card Design</p>	<p>Anti-bullying Week Christmas 'Sing-a-long'</p>	<p>Mothers' Day Farm Trip</p>	<p>Enterprise Week Sports Week</p>		