



Welcome




to



Reception!

(Foundation Stage 2 or FS2)






Adults in the




Classroom



Hello! My name is Miss Taylor.
I am going to be your teacher
when you start Reception in
September!



Hello! My name is Mrs Novakova.
I will be in the class to help you
too!





A Typical Day in FS2

AM

8:45-9:00 Doors open and KIRF tasks

9:00-9:15 registration, choosing lunch time dinners etc.

9:15-9:40 Phonics

9:40-10:00 Language for Thinking Time

10:00-11:30 Focused Teaching time and independent play (with snack and milk available to access independently)

11:30-11:40 tidy up

11:40-11:50 class time, lunch prayer and getting ready for lunch

11:50-12:50 lunch time

PM

12:50-1:00 classroom calm time

1:00-1:30 Mini Maths

1:30-3:00 Focused Teaching time and independent play

(on Monday's, 1:30—3:00 PE)

3:00-3:10 tidy up

3:10-3:20 collecting home time items such as book bags, waterbottles, coats etc.

3:20-3:30 class story and going home prayer

3:30 home time

Extra curricular clubs available until 4.30 PM throughout the year. Letters in due course.

Getting Organised

You will need a book bag to carry your books and letters home in.

Each day you will have milk* and a piece of fruit/vegetable to eat with your friends (school provides the healthy snack!).

You can bring a water bottle to school so you can drink from it during the day. Please make sure it has your name on!



* Milk

Milk is free until you are 5 years old. Please note, once your child reaches the age of 5, they are no longer eligible for free milk. If you would like your child to continue having milk at school, please visit: <https://www.coolmilk.com/parents/>

PE

- Children should come to school on Monday's in their PE kits ready for PE in the afternoon.
- Indoor kit - navy shorts, house t-shirt (red/yellow/green/blue) black pumps
 - Outdoor kit - dark or navy tracksuit and trainers

Reading books

- Children are given two books every week. One book will mirror the sounds we have been learning at school. The second book will have a child text and parent text where you can share your child's book with them. .
- Children are listened to read 1:1 once a week. This is in addition to daily whole class reading.

Homework

- Tasks will be set every half term
- Children should read daily, practise reading and writing tricky words and access online learning tools such as White Rose 5-Minute Maths

Topics

Autumn Term 1 — It's good to be me




Autumn Term 2 — The world around us

Spring Term 1 — Adventure above and below the clouds

Spring Term 2 — Celebrations

Summer Term 1 — Tell me a tale

Summer Term 2 — The Great Outdoors





Phonics

What is phonics?

Words are made of a combination of sounds. In the English language, there are 44 sounds but only 26 letters. Phonics teaches children to recognise the sounds that each letter or group of letters makes, how to put them together to read words and how to break them apart to spell words.

What is a phoneme?

A phoneme is the smallest unit of sound in speech. It is simply the speech sound that is made by the mouth. Each letter represents a sound for example, 'bat' has three phonemes: 'b', 'a' and 't'.

What is a grapheme?


A grapheme is the single letter or group of letters that we write to represent a sound (phoneme). Graphemes can be made up of 1, 2, 3 or 4 letters.

In FS2, children are taught Level 1+, Level 2 and Level 3 sounds. This is equivalent to phase 2 and 3.




Floppy's Phonics

Learning to read is one of the most important skills that your child will develop over the next few years. The more support and encouragement that you can offer your child, the more likely it is that he or she will make good progress.



At Meriden, we are using the Oxford Reading Tree series to take your child through the early stages of learning to read.

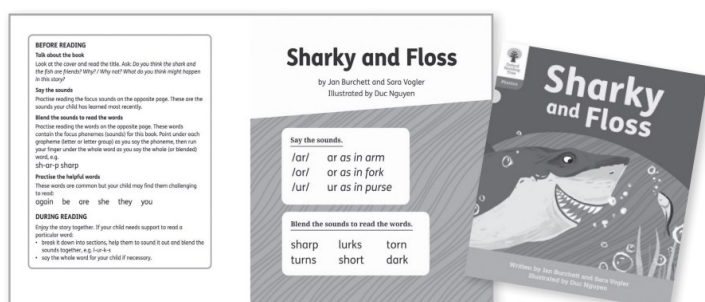


We are using the Floppy's Phonics teaching programme, which is a step-by-step phonics reading scheme. It introduces the children to the letters and sounds (the alphabetic code) that are at the foundation of all reading and writing.

To reinforce the teaching in school, your child may bring home some books to share with you. These may be:

- Floppy's Phonics Decoding Practice books, to practise each set of new sounds and letters taught at school and consolidate learning.
- Floppy's Phonics decodable readers to practise reading stories and different text types.

All the books have notes on the inside cover to guide you on how to share them with your child.



Class Dojo

Class Dojo is an online award system in which children gain points. The more points a child gets, the more rewards they get. See below for the reasons we give out points and the rewards that are up for grabs!



Individual Rewards

Certificates for 100, 200, 500, 750 and 1000 points

Name put on 'Roll of Honour'



Class Rewards

2000 : extra play hour

5000 : film and popcorn

7500 : extra STEM day

10000 : bring in a

toy/game

15000: ice-cream party

Points are given for...

Behaviour

Good listening

Reading at home

Helping others

Perseverance

Contribution

Good manners

Values (3)

Tidying

Look your best (2)

Caught being good



Work

Positive attitude to work

Doing your best

Presentation

Homework (5)





Exciting Opportunities and Trips!

Trip to see
Santa!

Mother's Day
Assembly

Ash End
Farm

Christmas
sing-a-long



Can you?

Before you come to school can you:

Recognise and write your name?

Count your toys?

Play games and take turns?

Use a pencil and crayons?

Use scissors?

Use the toilet by yourself and wash your hands?

Put your school clothes and shoes on yourself?

Tell someone when your birthday is?

Do you tidy up after yourself?

Can you use a knife and fork when eating?

Don't worry if you cannot do all of these! Someone will always be there to help you!

FS2 Gallery

Take a look at all the fun we have in FS2!

